



Worksheet

Cat pack 1 – A place to live





Worksheet



Feeding her kittens had made Cleo very, very hungry and she'd gone out to search for some food. On her return she could hear her kittens crying, but the sound was not coming from the shed. She could see the caretaker handing a box to a lady, who was standing by a van with a picture of a cat on the side. If cats could read, Cleo would have understood that Cats Protection were here to help. Cleo was naturally scared and so she hid until the people had gone. When she returned to the shed she could not find her kittens anywhere.

4	13	23	14	6		17	24	15	23	13		24	11	3
—	—	—	—	—		—	—	—	—	—		—	—	—
2	24	15		4	21	21	3							
—	—	—		—	—	—	—							

The lady from Cats Protection took the kittens to the centre where the kittens were checked by a vet. When she was satisfied that they were all okay, the kittens were transferred to a secure pen where they had a comfy bed and access to fresh water. The kittens were too young to eat solid food so the carers at the centre had to feed them special powdered milk for kittens from a syringe. With their hunger satisfied, the kittens were soon happily sleeping soundly.

The lady had noted how well looked after these kittens were and she wondered if perhaps the mother cat was not far away. Knowing the kittens were safe at the centre she decided to return to the school to see if she could locate the kittens' mum.

15	21		24	9	9	21	17		19	21	20	13		
—	—		—	—	—	—	—		—	—	—	—		
2	24	15		15	21		23	18	12	13	23	14	14	
—	—	—		—	—		—	—	—	—	—	—	—	
11	21	13	10	24	9		1	23	6	24	16	22	21	20
—	—	—	—	—	—		—	—	—	—	—	—	—	—

At the school the lady took out a large cage with a trap door from the van. Inside she placed some very tempting food, hoping it might encourage the mother cat in. She hid a safe distance away, out of sight and began to watch.

Cleo had made a thorough search of the shed but she could not find her kittens. Perhaps they had got out? She ventured outside, calling them, but there was still no sign. Having looked around the school grounds Cleo made her way back to the shed. She saw that the van had returned and was parked just by the path but there were no people by it this time. Cleo was cautiously making her way to the shed when she caught the scent of food. She was very hungry and she moved closer to the smell. Warily moving forward through a small mesh doorway, she found a saucer of food and began to eat. As she had moved into the cage the door had clicked shut and Cleo was surprised to find herself trapped. The lady from Cats Protection saw that the trap had worked and immediately went over. She saw a small, bedraggled looking black cat with a white fleck just under her chin, heavy with milk and



Worksheet

terrified. The lady knelt down and spoke softly and tenderly, almost in a whisper: "Hey, it's okay. I'm not going to hurt you." Cleo relaxed, but maintained her position, her eyes fixed on the lady, who continued to talk calmly to her. Gently, the lady took the cage and placed it in the van.

It was a short drive to the centre and on arrival the lady encouraged Cleo to come out of her cage, talking to her soothingly and allowing Cleo to get used to the strange new surroundings. It was obvious to the lady that this cat had once been a much-loved pet, as she soon allowed herself to be stroked gently and then picked up. After Cleo had been checked by the vet the lady took her to one of the adoption pens and was pleased to see Cleo welcome her lost kittens. For the first time, in a long time, Cleo was well fed, comfortable and warm.



15	21		10	24	15	2	6		15	6	23				
13	22	5	6	15	-	2	24	15	-	15	21		15	6	23
13	22	5	6	15		6	21	10	23	-	-		-	-	-
22	11	2	9	20	3	22	11	5	-	21	15	6	23	13	
24	11	22	10	24	9	14	-	-	-	-	-	-	-	-	
-	-	-	-	-	-	-	-	-	-	-	-	-	-	-	-

Whatever had happened before, Cleo was now safe and loved. Eight weeks later, the day came when the kittens and Cleo were ready for new homes. Cleo and the kittens were moved to separate cat cabins, where they were still cared for by the people who worked at the centre, but could be viewed by members of the public who were looking to offer a cat a new home.



One day a young girl came in with her grandmother to choose a cat. The grandmother had always had a cat, but sadly her 17-year-old cat, Missy, had died just a few weeks before. To begin with the girl wanted her to get a kitten, but her grandmother knew that she was too old to be running around after a kitten, so at last she persuaded her granddaughter to help choose a cat. Cleo was perfect! Two weeks later the grandmother and the girl came back to collect Cleo, who had been spayed, so that they didn't need to worry about any more kittens arriving; microchipped, so if lost she could be reunited

with her new owners; and vaccinated, wormed and flea-treated to protect her from any disease or unwanted infections. Today Cleo is still loved and cared for, as well as she was by Cats Protection, but she also gets to play outside and lie in the sun, as well as having lots of cuddles from the lady and her granddaughter.



Worksheet

15	21		12	13	21	15	23	2	15		19	21	20	13
2	24	15	—	4	13	21	10	—	6	24	13	10	—	—
24	11	3		15	24	8	23		15	6	23	10		15 21
15	6	23		16	23	15	—	17	6	23	11	—	—	—
15	6	23	19	—	24	13	23	—	22	9	9	—	—	—
—	—	—	—	—	—	—	—	—	—	—	—	—	—	—

The Cat-napped! quiz

- What distinguishing mark does Cleo have under her chin?
 - A brown patch
 - A scar
 - A little white fleck
- Where did Cleo live at the start of the story?
 - In a cardboard box
 - Under a hedge
 - In the school caretaker's shed
- After how many days did Cleo's kittens open their eyes?
 - One day
 - 10 days
 - Five days
- How many kittens did Cleo have?
 - Two
 - Three
 - Four
- What picture was on the van that took Cleo's kittens away?
 - A dog
 - A person
 - A cat
- What were the kittens fed at the centre?
 - Powdered milk
 - Fish
 - Fresh milk
- How did the lady from Cats Protection encourage Cleo to come out of her cage?
 - Talking to her soothingly
 - With some tempting food
 - With a toy
- When were Cleo and her kittens ready for their new homes?
 - One week later
 - Four weeks later
 - Eight weeks later

How many did you get right?

1-3 Good effort, you obviously paid attention!

4-6 Great job, you don't miss much!

7-8 Congratulations, you've done a brilliant job!



Worksheet

Feline fact file!

Why do cats love boxes?

How would you make an enrichment toy box for a cat?

1. _____
2. _____
3. _____
4. _____



What are the characteristics of a perfect sleeping spot?

How many hours do cats sleep for each day?

Do cats sleep in just one spot?

Do cats dream? How do we know?

Design a perfect cat sleeping spot.

Cats and boxes

To learn all about cats and boxes from *Simon's Cat* you can scan the QR code or click here: [Why do cats love boxes?! - Simon's Cat](#)

SCAN ME



Draw your favourite *Simon's Cat* box from the video

List some examples of perfect sleeping places

Cats and sleeping places

To learn all about cats and their sleeping places from *Simon's Cat* you can scan the QR code or click here: [Why do cats sleep in unusual places?! - Simon's Cat](#)

SCAN ME





SCAN ME



Worksheet

Clever cat – cartoon strip activity

To fully enjoy this activity you can watch Cats Protection's short video online: [A journey through Cats Protection](#)

<p>Where do you think Ellie lives at the start?</p> <p>How do you think she feels about being a stray cat?</p>	<p>What is Ellie doing here?</p> <p>Why do you think she is doing this?</p>	<p>Where is Ellie now?</p> <p>Who will look after Ellie?</p>	<p>Who checks Ellie is healthy?</p> <p>What do we use a stethoscope for?</p>	<p>What is a microchip?</p> <p>Why is it important to microchip cats?</p>
<p>What did we give Ellie to keep her healthy?</p> <p>Where should food and water be placed?</p>	<p>Why do we give Ellie vaccinations?</p> <p>Why do we give Ellie a neutering operation?</p>	<p>Why do cats like places up high?</p> <p>Why do cats like places to hide?</p>	<p>Who is Ellie meeting here?</p> <p>Why is it good to adopt cats and kittens?</p>	<p>What is Ellie doing here?</p> <p>How do you think Ellie feels now?</p>



Worksheet

We would like you to write a **cartoon strip** about a cat. On this page we are going to think about planning your story.

(Hint: This could be a story about your own cat or an imaginary one)

Who are your characters?

Where will the story be set?

The beginning:


The middle:

Can you do a practice sketch of your main character and setting here?

The end:



Worksheet

Example:	The beginning:		The middle:	
<p><i>Cartoon sketch:</i></p> 				
<p><i>Description:</i> Ellie is a stray cat. She is cold, hungry and alone.</p>				
The middle:		The end:		



Worksheet

Creative cat!

How to make a cat bed from a jumper

To watch the Cats Protection video guide you can scan the QR code:

Or click the link here: [How to make a cat bed from a jumper](https://www.cats.org.uk/education/how-to-make-a-cat-bed-from-a-jumper)

Materials you need:

1. Foam
2. An old jumper
3. Scissors
4. Bulldog clips
5. Needle and thread




SCAN ME



Method:

- Sew the jumper neck hole shut
- Using the bulldog clips, clip the jumper sleeves
- Fill both sleeves with foam
- Remove the bulldog clips
- Sew sleeve cuffs shut together
- Fold the jumper in underneath the sleeves
- Sew the jumper to the sleeves

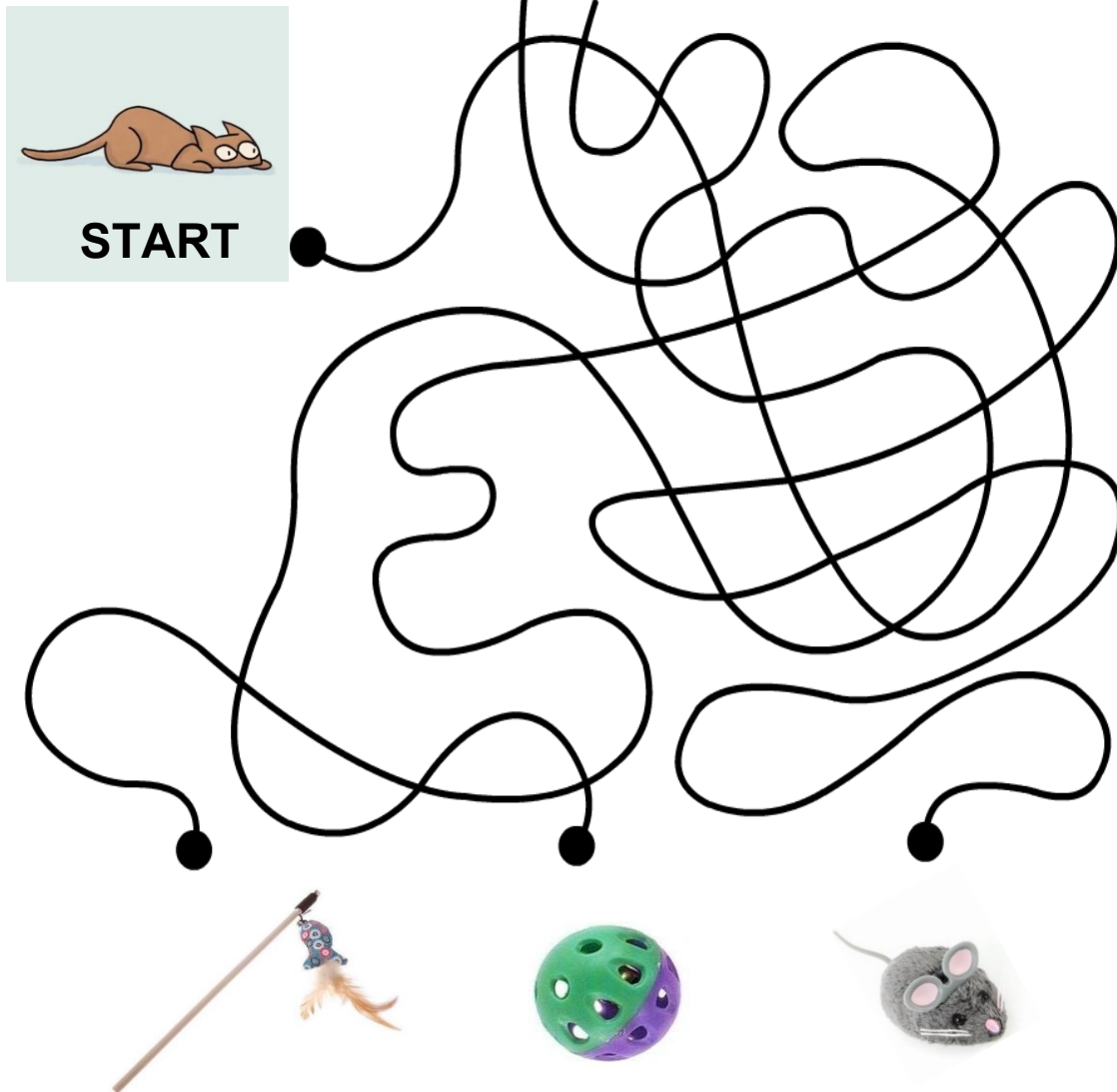




Worksheet

Competitive cat!

Complete our game below and then click the links or scan the QR codes to access more online fun.



Ned loves to play! Follow the string to discover his favourite toy.

SCAN ME



Cats Protection's 'Prepare for your cat game' tests your knowledge of what you might need to shop for when getting a cat. Test your knowledge by scanning the QR code or clicking the link: [Shopping game](#)

SCAN ME



Cats Protection's House Plan has been created as a fun way to help you think about where to put essential resources, like litter trays and water bowls, throughout your home. Have a go yourself by scanning the QR code or clicking the link: [Interactive house plan](#)