



Cat pack 1 - A place to live






Worksheet

A cat's tale – The cats that were always sad


Let's learn all about the cats that were always sad and answer the quiz questions! You can choose to either read or watch the story!

To watch the video of the cats that were always sad you can scan the QR code or click here: [The cats that were always sad](#)


SCAN ME



There once were some cats that were always sad. But why?
They looked like normal cats.
The kind of cats you wouldn't even notice.
And that was part of the problem.



Brian was sad because he felt lost and alone.



Lulu was sad because she kept having unwanted kittens, even though they were so cute.



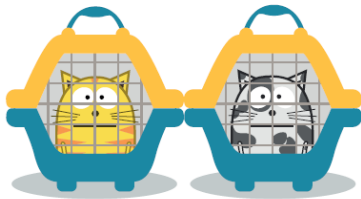
Worksheet



Fluffy was sad because she was stressed by all the other cats in the house.



And Jake was sad because his tummy hurt from eating the wrong food.



Then one day their owners discovered Cats Protection, who helped with...



microchipping, so Brian could be returned home safely if he got lost...



neutering, so Lulu didn't have any more kittens...




Worksheet




advice that helped Fluffy feel less stressed, and...




the right meaty diet to make Jake healthy again.



Once they were protected, cared for and fed properly, they found that...



they weren't sad anymore. And that's when something amazing happened...



Purr, purr, purr!



Worksheet

Sad cat quiz

1. Why was Brian sad?
 - a. He was hungry
 - b. He felt lost and alone
 - c. He was stressed by other cats
2. Why was Lulu sad?
 - a. She was hungry
 - b. She kept having kittens that were unwanted
 - c. She felt lost and alone
3. Why was Fluffy sad?
 - a. She was stressed
 - b. Her tummy hurt
 - c. She felt lost and alone
4. Why was Jake sad?
 - a. He felt lost and alone
 - b. His tummy hurt because of the wrong food
 - c. He was stressed
5. Who could help their owners to make them happy?
 - a. Cats Protection
 - b. Cat pals
 - c. Cat playmates
6. What made Brian happy?
 - a. Advice for his owner to feel less stressed
 - b. The right meaty diet
 - c. He was microchipped
7. What made Lulu happy?
 - a. She was neutered
 - b. The right meaty diet
 - c. Microchipping
8. What made Fluffy happy?
 - a. The right meaty diet
 - b. Advice for her owner to feel less stressed
 - c. Microchipping
9. What made Jake happy?
 - a. The right meaty diet
 - b. Advice for his owner to feel less stressed
 - c. Microchipping
10. What noise did they make when they were happy?
 - a. Purr, purr, purr
 - b. Meow
 - c. Hiss

How many did you get right?

1-4 Good effort, you obviously paid attention!


5-7 Great job, you don't miss much!

8-10 Congratulations, you've done a brilliant job!



Worksheet

Feline fact file!



SCAN ME

Meet Felix and Rosie!

To watch their video you can scan the QR code or click here:

[The five welfare needs for cats: place to live](#)



What does Felix like to do?

What does Rosie like to do?

Can you draw a place for cats to live?

How long do cats sleep for every day?



Can you draw a sleeping cat?

Where do domestic cats (like Felix and Rosie) go to the toilet?

Where do African wildcats (like Nafisa) go to the toilet?

Should you wake a sleeping cat?



Meet Nafisa!

To watch her video you can scan the QR code or click here:

[The African wildcat: sleep and toilet](#)

SCAN ME





Worksheet

We would like you to write a **cartoon strip** about a cat. On this page we are going to think about planning your story.

(Hint: This could be a story about your own cat or an imaginary one)

Who are your characters?

Where will the story be set?

The beginning:


The middle:

The end:

Can you do a practice sketch of your **main character** and **setting** here?



Worksheet

Example:	My character:	The beginning:	
<p><i>Cartoon sketch:</i></p> 			
<p><i>Description:</i> Ellie is a stray cat. She is cold, hungry and alone.</p>			
The middle:		The end:	



Worksheet

Creative cat!

How to make a cat tent

To watch the Cats Protection video guide you can scan the QR code:

Or click the link here: [How to make a cosy cat tent](#)

SCAN ME



Materials you need:

1. Cardboard box
2. A cushion or cat bedding
3. An old t-shirt
4. Scissors
5. Bowl
6. Pen



Method:

- Using the bowl, draw two circles onto the cardboard box at either end
- Cut two holes in the side of the box so that your cat can get in and out easily without feeling trapped – ask an adult to help if you're using scissors
- Put the cushion or bedding in the bottom of the box to make it cosy
- Pull the t-shirt over the box so that the neck lines up with the hole on one side of the box and the bottom of the t-shirt is over the hole on the other side (leave this side of the box open)
- You can tuck the sleeves in against the box to make the sides look tidy
- Place your cat tent somewhere safe and secure
- Do not disturb your cat while they are in their tent as you may frighten them

Cats like to have plenty of places around the home to hide. It helps to make them feel safe and secure, especially if something makes them feel anxious or scared, such as fireworks or unfamiliar visitors.

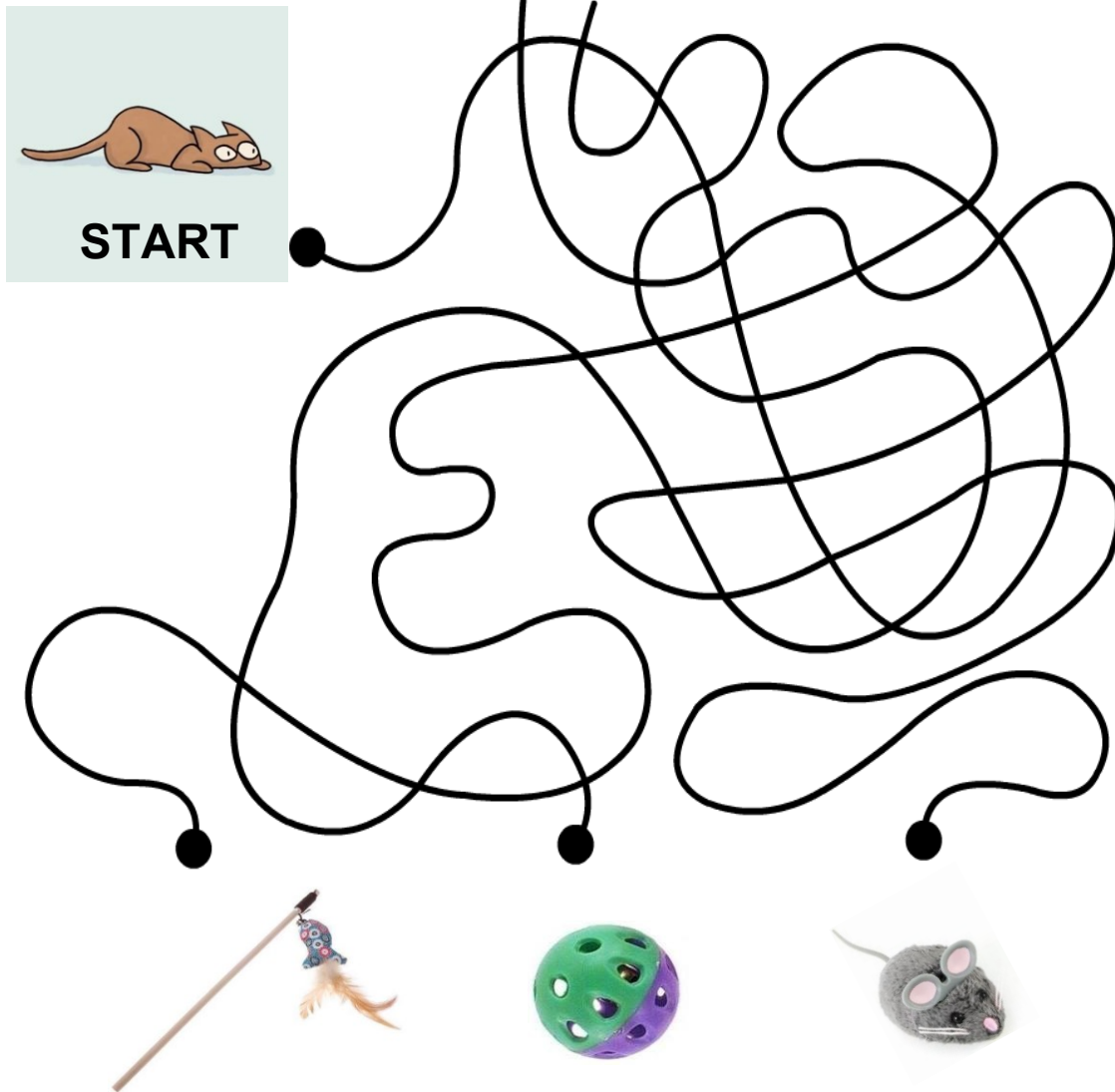
A cardboard box is a great hiding place – and you can make it feel even more snugly by easily transforming a box into a tent for your cat!



Worksheet

Competitive cat!

Complete our game below and then click the links or scan the QR codes to access more online fun.



Ned loves to play! Follow the string to discover his favourite toy

SCAN ME



Cats Protection's 'Prepare for your cat game' tests your knowledge of what you might need to shop for when getting a cat. Test your knowledge by scanning the QR code or clicking the link: [Shopping game](#)

SCAN ME



Cats Protection's House Plan has been created as a fun way to help you think about where to put essential resources, like litter trays and water bowls, throughout your home. Have a go yourself by scanning the QR code or clicking the link: [Interactive house plan](#)